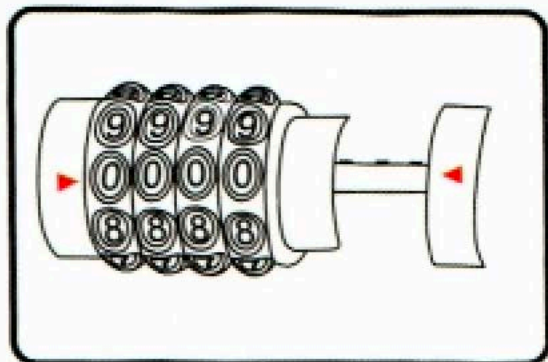
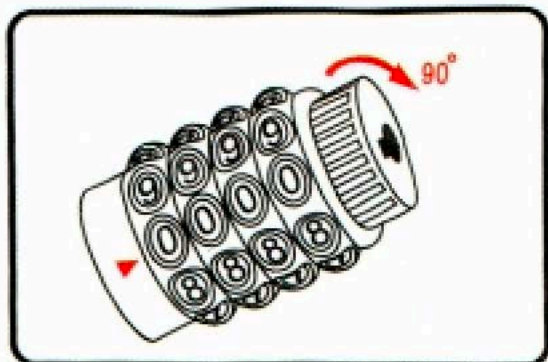


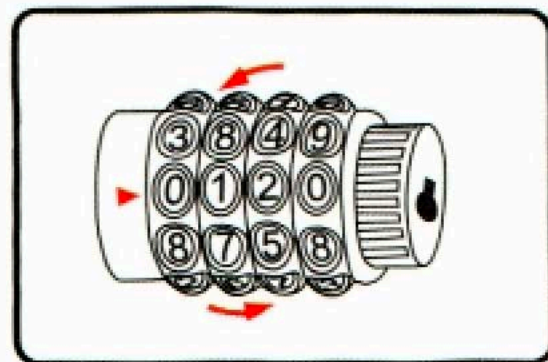
TITANKER™ BIKE LOCK INSTRUCTION



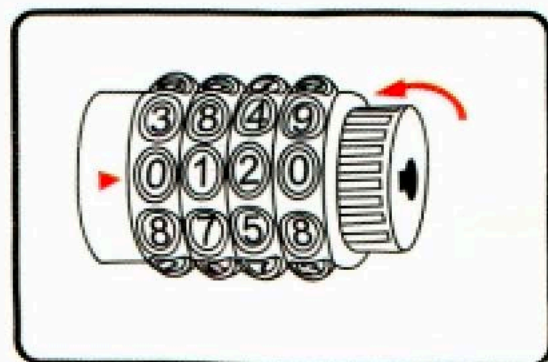
1. SET THE COMBINATION TO 0000 TO OPEN THE LOCK



2. ROTATE THE "SET" KNOB 90 DEGREES RIGHT



3. TURN THE DIALS TO SET YOUR COMBINATION



4. ROTATE THE "SET" KNOB 90 DEGREES LEFT

5. CONGRATULATIONS. YOUR COMBINATION HAS BEEN RESET.

SUGGESTION: USING A SIMPLE COMBINATION ON YOUR FIRST TRY (EX: 0001). THIS ENSURES THAT YOU DO NOT MAKE A MISTAKE.